

MB991SK-B



MB991IK-B




Cremax Europe GmbH  
Weidenweg 21H  
47059 Duisburg, Germany  
Email: support@icydock.com

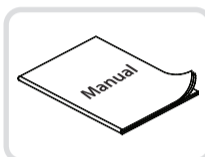
Copyright © ICY DOCK International. All Rights Reserved. 6501892 VER 3.0

1

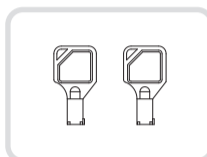
Package Contents • Packungsinhalt • Contenu • Contenido del paquete • 包装について • 包装説明 • 包装说明



Device



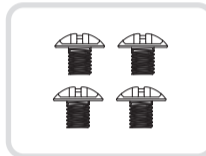
User Manual



Key x 2



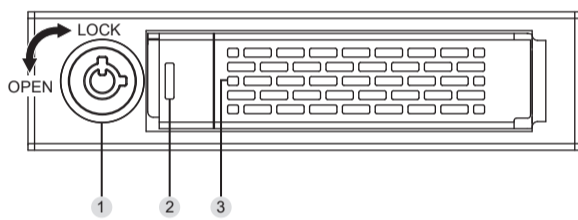
M3\*4 Flat Head Screw x 4



M3\*4 Round Head Screw x 4

2

Front Panel Information • Frontseite • Description Façade • Información del panel frontal • 前面パネルについて • 前面板説明 • 前面板说明

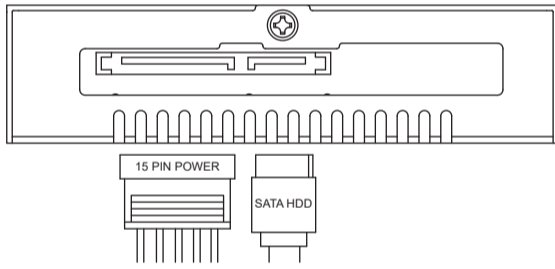


- 1 2 Segment Key LOCK
- 2 Drive Tray Ejection Button
- 3 LED indicator

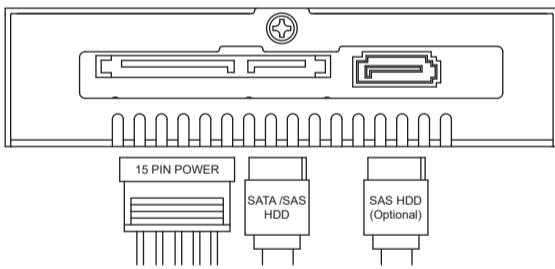
3

Rear Panel Information • Rückseite • Description Façade Arrière • Información del panel trasero • 背面パネルについて • 背板説明圖示 • 背板说明图示

MB991SK-B




MB991IK-B



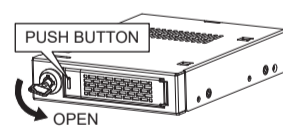
4

Installation Guide • Installationsanleitung • Guide d'Installation • Guía de instalación • 製品の組み込み手順について • 操作步驟 • 操作步驟


4-1



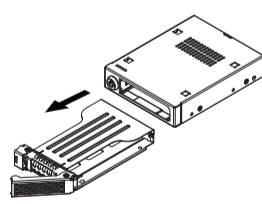
4-2



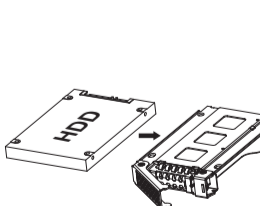
4-3



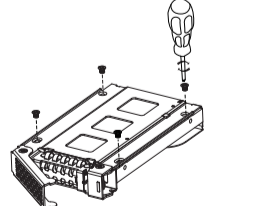
4-4



4-5

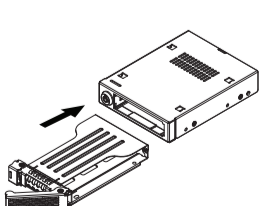


4-6

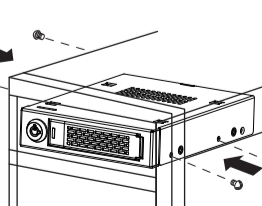


Please use included M3\*4 flat head screws to secure the drive onto the tray

4-7



4-8



Please use included M3\*4 round head screws to secure the device onto the 3.5" floppy bay



For the warranty information, please visit [www.icydock.com/warranty.php](http://www.icydock.com/warranty.php)